


## Height Dual Verification

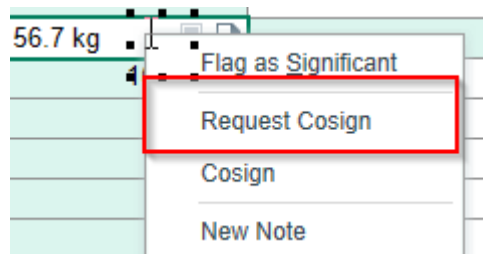
Dual verification will be required if one has not been identified as significant in Epic. Staff will repeat the dual verification if there is a concern/question about the significant height or change in patient status. Inpatient admission will perform height/weight with chemo admission, but will only perform a dual verification if not found. Height to be verified done yearly.

Upon initial entry of the height information, a nurse will need to validate that the height entered in by the MA, UAP, or nurse is correct.


## New Workflow for the Independent Height Double Check

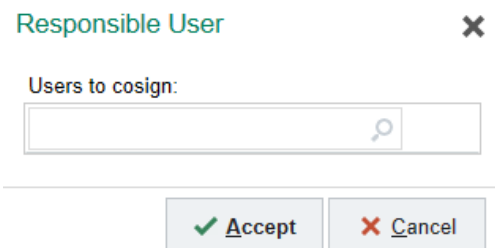
1. Navigate to vital signs flowsheet.
2. Input data in height and weight fields.
3. Right click on the selected height and assign a co-sign.

 The Request Cosign screen opens



4. Click the Request Cosign and assign a cosigner.

 The Co-signers window appears.



5. Click Accept after cosigner has been added.

6. The cosigner heights the patient or verifies patient ID and obtained height on stadiometer.
7. The cosigner will review patient's height and weight in Epic, if they agree, cosigner will sign.
8. If the cosigner disagrees with patient's height then the new/corrected height is recorded in Epic .Go back into the vital sign flowsheet and correct. The newly entered ht requires another cosign.
9. Once there is an agreed upon height, the height is marked as significant. It appears in Epic highlighted in gold.

Weight	56.7 kg	56.7 kg	
Height	165.1 cm	165.1 cm	Flag as Significant
Pain Score			
Pain Loc			
Pain Edu?			
Excl. in GC?			

Request Cosign  
 New Note

**Height**  
165.1 cm (5' 5")

Double Check Height

Taken  
Lois Teston, MD 9/14/23 1300

Attributes  
Significant

10. To cosign: go to pt's flowsheet tab and click on Cosign or right click on the ht in the vital sign flowsheet and cosign from there.



11. Click on Cosign.



12. Below will appear when Cosign complete.

### Flowsheet Data Needing Cosign



12. Staff will enter comment on blue post it note 'height dual verified on xx/xx/xx'.



13. Staff can place a star on the Height to pin the data in the Patient Spotlight within Synopsis to bring it to your personal favorite.



14. The height will now stay highlighted and will be able to be tracked through Synopsis.

The screenshot shows the 'Synopsis' interface with a table of vitals. The 'Height' row is highlighted in yellow. The table has columns for date, height, and weight. The 'Height' column shows '1.651 m (5' 5")' and '1.651 m (5' 5")'. The 'Weight' column shows '58.7 kg (125 lb)' and '58.7 kg (125 lb)'. A 'Time Filter' dropdown is visible at the bottom of the table, set to '3 months'.

Vitals			
Height	09/14/23	1.651 m (5' 5")	1.651 m (5' 5")
Weight	09/14/23	58.7 kg (125 lb)	58.7 kg (125 lb)

15. Staff can change 'Time Filter' in Synopsis to filter to different intervals (the default Time Filter is 3 months).

